

25 FEB 2026

Local Council Zabbar
Annual Audit Report
for the year ended 31 December 2025

Prepared by:
Ms Doreen Mintoff
B.Accountancy (Honours) AIA, DIP.IFR CPA, Reg Auditor

Contents


| | Page |
|--|--------|
| Statement of Local Council Members' and Executive Secretary's Responsibilities | 1 |
| Report of the Local Government Auditor | 2 - 4 |
| Statement of profit or loss | 5 |
| Statement of Financial Position | 6 |
| Statement of Changes in Equity | 7 |
| Statement of Cash Flows | 8 |
| Notes to the Financial Statements | 9 - 25 |

Statement of Local Council Members' and Executive Secretary's Responsibilities
for the year ended 31 December 2025


The Local Councils (Financial) Regulations require the Executive Secretary to prepare a detailed annual administrative report which includes a statement of comprehensive income for the year, and of the Local Council's retained funds at the end of year. By virtue of the same regulations, it is the duty of the Local Council and the Executive Secretary to ensure that the financial statements forming part of the report present fairly, in accordance with the accounting policies applicable to Local Councils, the income and expenditure of the Local Council for the year and its retained funds as at the year end, and that they comply with the Act, the Local Council (Financial) Regulations, and the Local Council (Financial) Procedures issued in terms of the said Act.

The Executive Secretary is responsible to maintain a continuous internal control to ascertain that the accounting, recording and other financial operations are properly conducted in accordance with the Local Councils Act, Local Council (Financial) Regulations, and the Local Councils (Financial) Procedures. The Executive Secretary is also responsible for safeguarding the assets of the Local Council and hence for taking reasonable steps for the prevention and detection of fraud and other irregularities.

This statement was approved by the Local Council on 24 February 2026 and signed on its behalf by:



Jorge Grech
Mayor



Stephanie Testaferrata De Noto
Executive Secretary

| | Notes | 2025 € | 2024 € |
|--|-------|-----------------------|-----------------------|
| Revenue | | | |
| Funds received from Central Government | 4 | 1,088,539 | 1,310,705 |
| Income raised under Local Council Bye-Laws | 5 | 89,629 | 72,934 |
| Income raised under Local Enforcement System | 6 | (11,445) | 8,377 |
| General income | 8 | 4,837 | 2,752 |
| | | <u>1,171,560</u> | <u>1,394,768</u> |
| Expenditure | | | |
| Personal emoluments | 9 | (249,038) | (215,214) |
| Operations and maintenance | 10 | (367,601) | (748,930) |
| Administration and other expenditure | 11 | (253,999) | (256,129) |
| | | <u>(870,638)</u> | <u>(1,220,273)</u> |
| Operating profit for the year | | 300,922 | 174,495 |
| Finance income | 7 | <u>3,977</u> | <u>1,679</u> |
| Profit for the year | 9 | <u><u>304,899</u></u> | <u><u>176,174</u></u> |


The notes on pages 9 to 25 form an integral part of these financial statements.

| | | 2025 | 2024 |
|---------------------------------------|-------|-------------------------|-------------------------|
| | Notes | € | € |
| ASSETS | | | |
| Non-Current Assets | | | |
| Property, plant and equipment | 12 | 745,386 | 798,322 |
| | | <u>745,386</u> | <u>798,322</u> |
| Current Assets | | | |
| Receivables | 13 | 164,671 | 118,131 |
| Cash and cash equivalents | 14 | 2,653,343 | 2,464,782 |
| | | <u>2,818,014</u> | <u>2,582,913</u> |
| Total Assets | | <u><u>3,563,400</u></u> | <u><u>3,381,235</u></u> |
| RESERVES AND LIABILITIES | | | |
| Retained earnings | | | |
| | | <u>3,274,889</u> | <u>2,970,008</u> |
| Total reserves | | <u><u>3,274,889</u></u> | <u><u>2,970,008</u></u> |
| Current Liabilities | | | |
| Trade and other payables | 15 | 263,914 | 386,630 |
| Short-term borrowings | 16 | 24,597 | 24,597 |
| Total Current Liabilities | | <u>288,511</u> | <u>411,227</u> |
| Total Liabilities | | <u><u>288,511</u></u> | <u><u>411,227</u></u> |
| Total reserves and liabilities | | <u><u>3,563,400</u></u> | <u><u>3,381,235</u></u> |

These financial statements were approved by the Local Council on 24th February 2026 and signed on its behalf by:



Jorge Grech
Mayor



Stephanie Testaferrata De Noto
Executive Secretary

The notes on pages 9 to 25 form an integral part of these financial statements.

Statement of Changes in Equity
for the year ended 31 December 2025

| | Retained Earnings | Total |
|---------------------|----------------------|------------------|
| | € | € |
| At 1 January 2024 | 2,793,840 | 2,793,840 |
| Profit for the year | 176,168 | 176,168 |
| At 31 December 2024 | <u>2,970,008</u> | <u>2,970,008</u> |
| At 1 January 2025 | 2,969,990 | 2,969,990 |
| Profit for the year | 304,899 | 304,899 |
| At 31 December 2025 | <u>3,274,889</u> | <u>3,274,889</u> |

Statement of Cash Flows
for the year ended 31 December 2025

| | 2025 | | 2024 | |
|--|-----------|-----------|-----------|-----------|
| | € | € | € | € |
| Profit for the year | 304,899 | | 176,174 | |
| Reconciliation to cash generated from operations: | | | | |
| Amortisation and depreciation | 116,149 | | 117,033 | |
| Property plant & equipment written off | 1,500 | | - | |
| Movement in provision for doubtful debts | (25,674) | | (1,823) | |
| Interest receivable | (3,977) | | (1,679) | |
| Government grant write-off | (5,000) | | (9,070) | |
| Operating surplus before working capital changes | 387,897 | | 280,635 | |
| (Increase) in receivables | (32,304) | | 1,223 | |
| Decrease in other receivables | 11,419 | | 59,552 | |
| (Decrease) in payables | (178,779) | | 16,379 | |
| Increase in other payables | 56,063 | | 73,608 | |
| Cash generated from operating activities | | 244,296 | | 431,397 |
| Cash flow from investing activities | | | | |
| Interest received | 3,977 | | 1,679 | |
| Purchase of property, plant & equipment | (70,197) | | (196,920) | |
| Grants received | 10,485 | | 68,957 | |
| Cash used in investing activities | | (55,735) | | (126,284) |
| Net increase in cash and cash equivalents during the year | | 188,561 | | 305,113 |
| Cash and cash equivalents at beginning of year | | 2,464,782 | | 2,159,669 |
| Cash and cash equivalents at end of year (note 14) | | 2,653,343 | | 2,464,782 |

1. General Information

The Zabbar Local Council, ("the Local Council") is the local Authority of Malta set up in accordance with the Local Councils Act (1993). The office of the Local Council is situated at Civic Centre, Triq ic-Cawqli, Zabbar, Malta. These financial statements were approved for issue by the Local Council Members on 24 February 2026. The Local Council's presentation as well as functional currency is Euro (€).

2. Reporting procedures**Accounting convention**

These financial statements are prepared under the historical cost convention, as modified to include fair values where it is stated in the accounting policies below. These financial statements are prepared in accordance with the provisions of the Local Councils Act Cap. 363, the Financial Regulations issued in terms of this Act and the Local Councils (Financial) Procedures 1996 enacted in Malta and with the requirements of the International Financial Reporting Standards (IFRSs) as adopted by the European Union (EU).

These financial statements have been drawn up in accordance with the accounting policies and reporting procedures prescribed for Local Councils in the Financial Regulations issued by the Minister of Finance in conjunction with the Minister responsible for Local Government in terms of section 67 of the Local Councils Act (Cap. 363).

New or revised Standards or Interpretations**New standards adopted as at 1 January 2024**

Some accounting pronouncements which have become effective from 1 January 2024 and have therefore been adopted do not have a significant impact on the Local Council's financial results or position.

Other Standards and amendments that are effective for the first time in 2024 and could be applicable to the Local Council are:

- o Classification of Liabilities as Current or Non-current (Amendments to IAS 1);
- o Lease Liability in a Sale and Leaseback (Amendments to IFRS 16);
- o Non-current Liabilities Covenants (Amendments to IAS 1); and
- o Supplier Finance Arrangements (Amendments to IAS 7 and IFRS 7).

These amendments do not have a significant impact on these financial statements and therefore no disclosures have been made.

Standards, amendments and Interpretations to existing Standards that are not yet effective and have not been adopted early by the Local Council

At the date of authorisation of these financial statements, several new, but not yet effective, Standards and amendments to existing Standards, and Interpretations have been published by the IASB or IFRIC. None of these Standards or amendments to existing Standards have been adopted early by the Council and no Interpretations have been issued that are applicable and need to be taken into consideration by the Council.

Other Standards and amendments that are not yet effective and have not been adopted early by the Council include:

- o Lack of Exchangeability (Amendments to IAS 21 The effects of changes in Foreign Exchange Rates);
- o Amendments to the Classification and Measurement of Financial Instruments (Amendments to IFRS 9 and 7);
- o IFRS 18 'Presentation and Disclosure in Financial Statements'; and
- o IFRS 19 'Subsidiaries without Public Accountability: Disclosures'.

These amendments are not expected to have a significant impact on the financial statements in the period of initial application and therefore no disclosures have been made.

Management anticipates that all relevant pronouncements will be adopted for the first period beginning on or after the effective date of the pronouncement. New standards, amendments and interpretations not adopted in the current year have not been disclosed as they are not expected to have a material impact on the Council's financial statements.

3. Material accounting policies

An entity should disclose its material accounting policies. Accounting policies are material and must be disclosed if they can be reasonably expected to influence the decisions of users of the financial statements.

The Local Council has concluded that the disclosure of the Local Council's material accounting policies below are appropriate.

These policies have been consistently applied to all the years presented, unless otherwise stated.

Property, plant and equipment

Property, plant and equipment are stated at cost less accumulated depreciation and impairment losses to date. Depreciation is calculated on a monthly basis using the straight line method at rates calculated to write off the cost of each asset over its expected useful life as follows:

| | |
|---------------------------------------|-------------------|
| | % |
| Land | 0 |
| Trees | 0 |
| Buildings | 1 |
| Office Furniture and Fittings | 7.5 - 100 |
| Construction Works Completed | 10 - 100 |
| Urban Improvements (Street Furniture) | 10 - 100 |
| Special Projects | 10 - 100 |
| Office Equipment | 20 - 100 |
| Motor Vehicles | 20 - 100 |
| Plant and Machinery | 20 - 100 |
| Computer Equipment | 25 - 100 |
| Plants | 100 |
| Litter Bins | Replacement Basis |
| Playground Furniture | 100 |
| Traffic Signs | Replacement Basis |
| Road Signs | Replacement Basis |
| Street Mirrors | Replacement Basis |
| Street Lights | 100 |

Assets not yet capitalised represents projects of the Local Council and is stated at cost. Costs included under assets not yet capitalised will be transferred to various asset categories upon completion. The account is not depreciated until such time that the asset is completed and available for use.

Gains and losses on disposal of property, plant and equipment are determined by reference to their carrying amount and are taken into account in determining operating profit. The residual values and useful lives of the assets are reviewed and adjusted as appropriate, at each end of the reporting period. The carrying amount of an asset is written down immediately to its recoverable amount if the carrying amount of the asset is greater than its estimated recoverable amount.

Subsequent costs are included in the carrying amount of the asset or recognised as a separate asset, as appropriate, only when it is probable that future economic benefits associated with the item will flow to the Local Council and the cost of the item can be measured reliably. All other repairs and maintenance are charged to the statement of profit or loss during the financial period in which they are incurred.

Fully depreciated assets are retained in the accounts until these are no longer in use and no further charge for depreciation is made in respect to those assets.

Impairment of trade and other receivables

Trade and other receivables are measured at fair value, with changes in fair value subsequently recognised in the statement of profit or loss. The Local Council applies the simplified approach for all trade receivables and contract assets. Accordingly, the assessment to determine whether there is a significant increase in credit risk is not applicable for such financial assets.

Where the Local Council does not have reasonable and supportable information that is available without undue cost or effort to measure life time expected credit loss on an individual instrument basis and in order to ensure the life time expected credit losses are recognised before an asset becomes credit-impaired or an actual default occurs, life time expected credit losses on the remaining financial assets are measured on a collective basis. In such instances and where appropriate, the financial instruments are grouped on the basis of shared credit risk characteristics and the life time expected credit losses are estimated using a provision matrix based on actual credit loss experience over past years, which is adjusted to reflect current conditions and the Local Council's view of economic conditions over the expected lives of the receivables.

Such adjustments are based on factors that are specific to the debtors and economic and industry indicators such as Gross Domestic Product, unemployment rates and/or industry projections, where applicable, unless the effect is considered to be immaterial.

The Local Council's trade receivables are of a short-term nature as they are based on credit terms of less than one year and, thus, do not include a significant financing component.

For the purpose of the provision matrix, loss rates are calculated using a 'roll rate' method based on the probability a receivable progressing through successive stages of delinquency over a selected period, taking into consideration the applicable credit terms for such debtors and the past due status. Unless the effect is immaterial, for receivables after 360 days, the loss rate was adjusted to take into consideration the proportion of actual recoveries over the selected period.

Impairment of cash and cash equivalents

Cash and cash equivalents are demand deposits, a 1-day probability of default has been applied, based on the respective external ratings of the counterparty banks and an adequate loss given default rate to the carrying amount at the measurement date.

The Local Council banks with local financial institutions with high quality standing and rating and management consider the probability of default to be close to zero.

Related parties

Related parties are those persons or bodies of persons having relationships with the Local Council as defined in International Accounting Standard 24 - Related Party Disclosures.

Revenue

Revenue is recognised when there are no significant uncertainties concerning the derivation of consideration or associated costs. Interest income is recognised in the statement of comprehensive income as it accrues.

Local Enforcement System

Up till August 2011, the Local Council used to manage the Local Enforcement System in its locality and used to receive all the income generated from the fines. As from 1 September 2011, the Local Council started to form part of the Southern Region, which took over the management of Local Enforcement System and the Local Council is receiving a 10 % administration fee on every fine paid at the Local Council. As from October 2015 Local Enforcement System Agency took over the administration of the Local Enforcement System.

Government grants

Government grants relating to operating expenditure are recognised in the statement of profit or loss in the same period that the related expenditure is incurred.

Government grants relating to the purchase of property, plant and equipment are accounted for using the capital approach, and are thus deducted from the carrying amount of the relative non-current asset.

Foreign currencies

Items included in the financial statements are measured using the currency of the primary economic environment in which the Local Council operates. These financial statements are presented in €, which is the Local Council's functional and presentation currency.

Transactions denominated in foreign currencies are translated into € at the rates of exchange in operation on the dates of the transactions. Monetary assets and liabilities expressed in foreign currencies are translated into € at the rates of exchange prevailing at the date of the statement of financial position.

Profits and losses

Only losses that were realised at the date of the statement of financial position are recognised in these financial statements. All foreseeable liabilities and potential losses arising up to the said date are accounted for even if they become apparent between the said date and the date on which the financial statements are approved.

Cash and equivalents

Cash and cash equivalents are carried in the statement of financial position. For the purposes of the cash flow statement, cash and cash equivalents comprise cash in hand and balances held with banks.

Financial Instruments**Recognition and derecognition**

Financial assets and financial liabilities are recognised when the council becomes a party to the contractual provisions of the financial instrument.

Financial assets are derecognised when the contractual rights to the cash flows from the financial asset expire, or when the financial asset and all substantial risks and rewards are transferred. A financial liability is derecognised when it is extinguished, discharged, cancelled or expires.

Classification and initial measurement of financial assets

Except for those trade receivables that do not contain a significant financing component and are measured at the transaction price in accordance with IFRS 15, all financial assets are initially measured at fair value adjusted for transaction costs (where applicable).

Financial assets are classified into the following categories:

- amortised cost
- fair value through profit or loss (FVTPL); and
- fair value through other comprehensive income (FVOCI).

The council does not have any financial assets categorised as FVTPL and FVOCI in the years presented.

The classification is determined by both:

- the entity's business model for managing the financial asset; and,
- the contractual cash flow characteristics of the financial asset.

All income and expenses relating to financial assets that are recognized in the income statement are presented within 'finance costs or 'finance income'.

*Subsequent measurement of financial assets**Financial assets at amortised cost*

Financial assets are measured at amortised cost if the assets meet the following conditions (and are not designated as FVTPL):

- they are held within a business model whose objective is to hold the financial assets and collect its contractual cash flows; and,
- the contractual terms of the financial assets give rise to cash flows that are solely payments of principal and interest on the principal amount outstanding.

After initial recognition, these are measured at amortised cost using the effective interest method. Discounting is omitted where the effect of discounting is immaterial. The council's cash and cash equivalents, trade and other receivables fall into this category of financial instruments.

Impairment of financial assets

IFRS 9's impairment requirements use more forward-looking information to recognise expected credit losses - the 'expected credit loss (ECL) model'. Instruments within the scope of the new requirements included loans and other debt-type financial assets measured at amortised cost, FVOCI, trade receivables, contract assets recognised and measured under IFRS 15 and loan commitments and some financial guarantee contracts (for the issuer) that are not measured at FVTPL.

Recognition of credit losses is no longer dependent on the council first identifying a credit loss event. Instead the council considers a broad range of information when assessing credit risk and measuring expected credit losses, including past events, current conditions, reasonable and supportable forecasts that affect the expected collectability of the future cash flows of the instrument.

In applying this forward-looking approach, a distinction is made between:

- financial instruments that have not deteriorated significantly in credit quality since initial recognition or that have low credit risk ('Stage 1') and
- financial instruments that have deteriorated significantly in credit quality since initial recognition and whose credit risk is not low ('Stage 2').

Stage 3' would cover financial assets that have objective evidence of impairment at the reporting date.

12-month expected credit losses' are recognised for the first category while 'lifetime expected credit losses' are recognised for the second category.

Measurement of the expected credit losses is determined by a probability-weighted estimate of credit losses over the expected life of the financial instrument.

Trade and other receivables

The council makes use of a simplified approach in accounting for trade and other receivables and records the loss allowance as lifetime expected credit losses. These are the expected shortfalls in contractual cash flows, considering the potential for default at any point during the life of the financial instrument. In calculating, the council uses its historical experience, external indicators and forward-looking information to calculate the expected credit losses using a provision matrix.

The council assess impairment of trade receivables on a collective basis as they possess shared credit risk characteristics they have been grouped based on the days past due.

Classification and measurement of financial liabilities

The council's financial liabilities include trade and other payables.

Financial liabilities are initially measured at fair value, and, where applicable, adjusted for transaction costs unless the council designates a financial liability at FVTPL.

Subsequently, financial liabilities are measured at amortised cost using the effective interest method.

All interest-related charges and, if applicable, changes in an instrument's fair value that are reported in the income statement are included within 'finance costs' or 'finance income'.

Critical Accounting Estimates and Judgements

Estimates and judgements are continually evaluated and based on historical experience and other factors including expectations of future events that are believed to be reasonable under the circumstances.

In the opinion of the Council, the accounting estimates and judgements made in the course of preparing these financial statements are not difficult, subjective or complex to a degree which would warrant their description as critical in terms of the requirements of IAS 1.

Capital management policies

The Council's objectives when managing capital are:

- to safeguard the council's ability to continue as a going concern, so that it can continue to provide services and benefits to its local community.

The Council sets the amount of capital in proportion to risk. The Council manages the capital structure and makes adjustments to it in the light of changes in economic conditions and the risk characteristics of the underlying assets.

The Council monitors capital on the basis of the debt-to-adjusted capital ratio. This ratio is calculated as net debt + adjusted capital. Net debt is calculated as total debt (as shown in the statement of financial position) less cash and cash equivalents. Adjusted capital comprises of retained earnings.

Going concern assumption

These financial statements are prepared on a going concern basis. The Central Government has also committed itself to continue support the Local Council by the annual financial allocation.

4. Funds received from Central Government

| | 2025 | 2024 |
|---|------------------|------------------|
| | € | € |
| In terms of section 55 of the Local Council Act | 1,014,501 | 1,222,528 |
| Supplementary Government income | 10,000 | 20,000 |
| Other Government income | 64,038 | 68,177 |
| | <u>1,088,539</u> | <u>1,310,705</u> |

5. Income raised under Local Council Bye-Laws

| | 2025 | 2024 |
|----------------------|---------------|---------------|
| | € | € |
| Income from Bye-Laws | 89,629 | 72,934 |
| | <u>89,629</u> | <u>72,934</u> |

6. Income raised under Local Enforcement System

| | 2025 | 2024 |
|-------------------------------------|-----------------|--------------|
| | € | € |
| Contraventions and other fines | (22,197) | 104 |
| Income from LES administration fees | 10,752 | 8,273 |
| | <u>(11,445)</u> | <u>8,377</u> |

| 7. Finance income | 2025 | 2024 |
|---|----------------|----------------|
| | € | € |
| Bank interest | 3,977 | 1,679 |
| | <u>3,977</u> | <u>1,679</u> |
| | | |
| 8. General income | 2025 | 2024 |
| | € | € |
| Sponsorships | 1,000 | - |
| Refund of expenses | 3,837 | 2,752 |
| Insurance claims | - | - |
| | <u>4,837</u> | <u>2,752</u> |
| | | |
| 9. Profit for the year | 2025 | 2024 |
| | € | € |
| Profit for the year is stated after charging: | | |
| Staff salaries | 249,038 | 215,214 |
| Depreciation of property, plant and equipment | <u>116,149</u> | <u>117,033</u> |
| | | |
| <i>Personal emoluments</i> | | |
| | 2024 | 2023 |
| | € | € |
| Mayor's Honoraria | 21,728 | 21,401 |
| Councillors' Allowance | 38,400 | 27,400 |
| Executive Secretary Salary and Allowances | 47,575 | 45,960 |
| Employees' Salaries | 128,006 | 107,513 |
| Social Security Contributions | 13,329 | 12,940 |
| | <u>249,038</u> | <u>215,214</u> |

The average number of people employed during the year is 17 (2024:19).

10. Operations and maintenance

| | 2025 | 2024 |
|--|----------------|----------------|
| | € | € |
| <i>Repairs and Upkeep:</i> | | |
| Public property | 13,512 | 23,356 |
| Road/street pavements | 18,003 | 9,333 |
| Signs | 22,183 | 19,671 |
| Road markings | 9,411 | 18,273 |
| Road & street patching | 120 | 2,399 |
| Office furniture and equipment | 8,569 | 4,597 |
| Plant and equipment | 2,206 | 1,064 |
| Other repairs and upkeep | 6,903 | 16,436 |
| Council property | 2,567 | 4,225 |
| | <u>83,474</u> | <u>99,354</u> |
| | 2025 | 2024 |
| | € | € |
| <i>Contractual Services:</i> | | |
| Waste disposal | 3,894 | 4,244 |
| Refuse collection | - | 128,802 |
| Bulky refuse collection | 47,764 | 45,212 |
| Tipping fees | - | 249,073 |
| Road & street cleaning | 116,765 | 112,948 |
| Cleaning & maintenance non-urban | 10,060 | 4,740 |
| Cleaning - public conveniences | 16,352 | 8,653 |
| Cleaning - council premises | 1,351 | 958 |
| Other contractual services | 12,887 | 15,552 |
| Cleaning & maintenance parks & gardens | 15,944 | 11,502 |
| Cleaning & maintenance - soft areas | 20,672 | 21,747 |
| Street lighting | 37,209 | 45,616 |
| Local enforcement expenses | 1,229 | 529 |
| | <u>284,127</u> | <u>649,576</u> |
| | <u>367,601</u> | <u>748,930</u> |

11. Administration and other expenditure

| | 2025 | 2024 |
|--------------------------------------|----------------|----------------|
| | € | € |
| Utilities | 10,298 | 16,020 |
| Operating materials & supplies | 2,267 | 3,354 |
| Rent | 3,497 | 2,937 |
| Participation fee - National Meeting | 1,130 | 1,100 |
| Office services | 4,345 | 2,432 |
| Transport | 2,644 | 3,239 |
| Travel | 5,046 | 5,869 |
| Information services | 6,188 | 5,824 |
| Insurance coverage | 6,668 | 6,768 |
| Bank charges | 1,676 | 1,416 |
| Professional services | 33,012 | 29,144 |
| Training | - | 55 |
| Conference expenses | 775 | 354 |
| Visits - foreign delegations | 322 | - |
| Other hospitality costs | - | 3,524 |
| Annual general meeting | 801 | 1,159 |
| Social events | 150 | 55 |
| Cultural events | 83,055 | 52,157 |
| Community services | 1,600 | 5,100 |
| General expenses | 50 | - |
| Provision for LES receivables | (25,674) | (1,411) |
| Depreciation | 116,149 | 117,033 |
| | <u>253,999</u> | <u>256,129</u> |

Notes to the Financial Statements
for the year ended 31 December 2025

12. Property, plant and equipment

| | Trees | Construction works | Furniture & fittings | New street signs | Urban improvements | Office & computer equipment | Plant & machinery | Motor vehicles | Assets not yet capitalised | Total |
|------------------------|--------|--------------------|----------------------|------------------|--------------------|-----------------------------|-------------------|----------------|----------------------------|-----------|
| | € | € | € | € | € | € | € | € | € | € |
| Cost | | | | | | | | | | |
| At 1 January 2024 | 34,291 | 3,323,400 | 121,856 | 31,395 | 568,659 | 90,321 | 41,488 | 12,764 | 44,699 | 4,268,873 |
| Additions | 14,476 | - | 176 | - | 136,573 | 11,430 | 1,547 | - | 32,718 | 196,920 |
| At 31 December 2024 | 48,767 | 3,323,400 | 122,032 | 31,395 | 705,232 | 101,751 | 43,035 | 12,764 | 77,417 | 4,465,793 |
| Grants | | | | | | | | | | |
| At 1 January 2024 | 16,851 | 1,369,626 | 598 | - | 60,437 | 19,003 | 15,767 | - | 27,711 | 1,509,993 |
| Grants for the year | 7,558 | 9,078 | - | - | 47,116 | 961 | - | - | - | 64,713 |
| Grants adjustment | - | (4,007) | - | - | (928) | (4,135) | - | - | - | (9,070) |
| At 31 December 2024 | 24,409 | 1,374,697 | 598 | - | 106,625 | 15,829 | 15,767 | - | 27,711 | 1,565,636 |
| Depreciation | | | | | | | | | | |
| At 1 January 2024 | - | 1,489,040 | 88,487 | 31,395 | 287,472 | 55,533 | 24,392 | 8,483 | - | 1,984,802 |
| Disposal | - | - | - | - | - | - | - | - | - | (18,386) |
| Charge for the year | - | 75,173 | 4,872 | - | 25,852 | 7,432 | 1,151 | 2,553 | - | 117,033 |
| At 31 December 2024 | - | 1,564,213 | 93,359 | 31,395 | 313,324 | 62,965 | 25,543 | 11,036 | - | 2,101,835 |
| Net book values | | | | | | | | | | |
| At 31 December 2024 | 24,358 | 384,490 | 28,075 | - | 285,283 | 22,957 | 1,725 | 1,728 | 49,706 | 798,322 |

Notes to the Financial Statements
for the year ended 31 December 2025

12. Property, plant and equipment

| | Trees | Construction works | Furniture & fittings | New Street signs | Urban improvements | Office & computer equipment | Plant & machinery | Motor vehicles | Assets not yet capitalised | Total |
|------------------------|--------|--------------------|----------------------|------------------|--------------------|-----------------------------|-------------------|----------------|----------------------------|-----------|
| | € | € | € | € | € | € | € | € | € | € |
| Cost | | | | | | | | | | |
| At 1 January 2025 | 48,767 | 3,323,400 | 122,032 | 31,395 | 705,232 | 101,751 | 43,035 | 12,764 | 77,417 | 4,465,793 |
| Additions | - | - | 480 | - | 14,554 | 27,186 | - | - | 27,977 | 70,197 |
| Reclassifications | - | - | - | - | 62,141 | - | - | - | (62,141) | - |
| Written off | - | - | - | - | - | - | - | - | (1,500) | (1,500) |
| At 31 December 2025 | 48,767 | 3,323,400 | 122,512 | 31,395 | 781,927 | 128,937 | 43,035 | 12,764 | 41,753 | 4,534,490 |
| Grants | | | | | | | | | | |
| At 1 January 2025 | 24,409 | 1,374,697 | 598 | - | 106,625 | 15,829 | 15,767 | - | 27,711 | 1,565,636 |
| Grants for the year | - | - | - | - | 3,626 | 6,859 | - | - | - | 10,485 |
| Grants adjustment | - | - | - | - | - | (5,000) | - | - | - | (5,000) |
| At 31 December 2025 | 24,409 | 1,374,697 | 598 | - | 110,251 | 17,688 | 15,767 | - | 27,711 | 1,571,121 |
| Depreciation | | | | | | | | | | |
| At 1 January 2025 | - | 1,564,213 | 93,359 | 31,395 | 313,324 | 62,965 | 25,543 | 11,036 | - | 2,101,835 |
| Reclassifications | - | 417 | - | - | - | - | - | (417) | - | - |
| Charge for the year | - | 65,468 | 4,318 | - | 31,956 | 12,270 | - | 2,136 | - | 116,148 |
| At 31 December 2025 | - | 1,630,098 | 97,677 | 31,395 | 345,280 | 75,235 | 25,543 | 12,755 | - | 2,217,983 |
| Net book values | | | | | | | | | | |
| At 31 December 2025 | 24,358 | 318,605 | 24,237 | - | 326,396 | 36,014 | 1,725 | 9 | 14,042 | 745,386 |

13. Receivables

| | 2025 | 2024 |
|------------------|----------------|----------------|
| | € | € |
| Receivables | 49,997 | 17,694 |
| Accrued income | 77,001 | 91,629 |
| Financial assets | 126,998 | 109,323 |
| Prepayments | 37,673 | 8,808 |
| | <u>164,671</u> | <u>118,131</u> |

Receivables

General receivables are analysed as follows:

| | 2025 | 2024 |
|---|---------------|---------------|
| | € | € |
| Within credit period | 38,103 | 6,628 |
| Exceeded credit period but not impaired | 11,894 | 11,066 |
| | <u>49,997</u> | <u>17,694</u> |

Receivables are stated after a specific provision for doubtful debts amounting to € 1,242 (2024 : € 1,242).

Related party balances - LES Debtors

LES debtors are stated after a specific provision for doubtful debts amounting to € 276,293 (2024 : € 301,967)

The movement in the provision for doubtful debts is as follows:

| | 2025 | 2024 |
|---------------------------------------|----------------|----------------|
| | € | € |
| Balance at 1 January | 301,967 | 303,790 |
| Decrease in provision for LES debtors | (25,674) | (1,823) |
| Balance at 31 December | <u>276,293</u> | <u>301,967</u> |

14. Cash and cash equivalents

| | 2025 | 2024 |
|---------------------------|------------------|------------------|
| | € | € |
| Bank balances | 2,652,381 | 2,463,848 |
| Cash in hand | 962 | 934 |
| Cash and cash equivalents | <u>2,653,343</u> | <u>2,464,782</u> |

| 15. Payables | 2025 | 2024 |
|-------------------------|----------------|----------------|
| | € | € |
| Payables | 65,532 | 219,714 |
| Other payables | 6,215 | 6,124 |
| Accruals | 85,211 | 85,804 |
| Financial liabilities | <u>156,958</u> | <u>311,642</u> |
| Grants not yet utilised | 131,553 | 74,988 |
| | <u>288,511</u> | <u>386,630</u> |

Current financial liabilities are carried at their nominal value which is considered a reasonable approximation of fair value.

| 16 Borrowings | 2025 | 2024 |
|-------------------------------|----------|---------------|
| | € | € |
| Current | | |
| Third party borrowings | - | 24,597 |
| | <u>-</u> | <u>24,597</u> |
| Third Party Borrowings | | |
| Repayable within one year | - | 24,597 |
| | <u>-</u> | <u>24,597</u> |

Third party borrowings

Third party borrowings represent dues to the public private partnership. The Local Council entered into this agreement to carry out road resurfacing works. These amounts are unsecured and interest free.

| 17. Capital commitments | 2025 | 2024 |
|---|------------------|----------------|
| | € | € |
| Details of capital commitments at the accounting date are as follows: | | |
| Approved but not yet contracted for | 1,247,259 | 583,000 |
| These could be analysed as follows: | | |
| <i>(i) Approved but not yet contracted for:</i> | | |
| Urban improvements | 575,259 | 518,000 |
| Construction | 670,000 | 60,000 |
| Office furniture & fittings | - | 3,000 |
| Office equipment | 2,000 | 2,000 |
| | <u>1,247,259</u> | <u>583,000</u> |

18. Related party transactions

During the year under review, the Local Council carried out transactions with the following related parties:

| <i>Name of Entity</i> | <i>Nature of relationship</i> |
|---|-------------------------------|
| Department of Local Government | Significant control |
| Regional Committee (Local Enforcement) | Joint control |
| Fgura Joint Committee (Local Enforcement) | Joint control |
| Local Enforcement System Agency | No control |
| Gozo Regional Committee | No control |
| North Regional Committee | No control |
| South Regional Committee | No control |
| South Eastern Regional Committee | No control |
| Central Regional Committee | No control |
| Public General Head Quarters | No control |
| Local Councils' Association | No control |
| Malta Information Technology Agency | No control |
| Malta Communication Authority | No control |
| Malta Tourism Authority | No control |
| Malta Transport Authority | No control |
| Lands Authority | No control |
| Commissioner for Revenue | No control |
| Permanent Secretary - Ministry of Education | No control |
| Permanent Secretary - Ministry for Family & Social Solidarity | No control |
| Bank of Valletta plc | No control |
| Airmalta plc | No control |
| Jobs plus | No control |
| ARMS Limited | No control |
| Planning Authority | No control |
| Environment and Resources Authority | No control |
| Water Services Corporation | No control |
| Enemalta Corporation | No control |
| Cleansing Services Department | No control |
| Director General - Works Division | No control |
| Wasteserv Malta Limited | No control |
| Commissioner for Data Protection | No control |

The following were the significant transactions carried out by the Local Council with related parties having significant control:

| | 2025 | 2024 |
|------------------------------------|-----------|-----------|
| | € | € |
| Annual Financial Allocation | 1,024,501 | 1,242,528 |
| Key management compensation | | |

Transactions with key management personnel are disclosed in note 9.

19. Financial risk management

The exposure to risk and the way risks arise, together with the Local Council's objectives, policies and processes for managing and measuring these risks are disclosed in more detail below.

The objectives, policies and processes for managing financial risks and the methods used to measure such risks are subject to continual improvement and development.

Where applicable, any significant changes in the Local Council's exposure to financial risks or manner in which it manages and measures these risks are disclosed below.

Where possible, the Local Council aims to reduce and control risk concentrations. Concentrations of financial risk arise when financial instruments with similar characteristics are influenced in the same way by changes in economic or other factors. The amount of the risk exposure associated with financial instruments sharing similar characteristics is disclosed in more detail in the notes to the financial statements.

| <i>Categories of financial instruments</i> | 2025 | 2024 |
|--|------------------|------------------|
| | € | € |
| <i>Financial assets at amortised cost</i> | | |
| <i>Loans and Receivables</i> | | |
| Cash and bank balances | 2,653,343 | 2,464,782 |
| Receivables | 126,998 | 109,323 |
| | <u>2,780,341</u> | <u>2,574,105</u> |
| <i>Financial liabilities at amortised cost</i> | | |
| Payables | 156,958 | 311,642 |
| Borrowings - current | - | 24,597 |
| | <u>156,958</u> | <u>336,239</u> |

The Local Council is exposed to credit risk and liquidity risk through its use of financial instruments which result from its operating activities. The Local Council is not exposed to any market risk. The Local Council's risk management is coordinated by its members and focuses on actively securing the Local Council's short to medium term cash flows by minimising the exposure to financial risks.

The most significant financial risks to which the Local Council is exposed are described below.

Credit risk

The Local Council applies the IFRS 9 simplified approach for all trade receivables which uses a lifetime expected allowance. Accordingly, the assessment to determine whether there is a significant increase in credit risk is not applicable for such financial assets.

Where the Local Council does not have reasonable and supportable information that is available without undue cost or effort to measure life time expected credit loss on an individual instrument basis and in order to ensure the life time expected credit losses are recognised before an asset becomes credit-impaired or an actual default occurs, life time expected credit losses on the remaining financial assets are measured on a collective basis. In such instances and where appropriate, the financial instruments are grouped on the basis of shared credit risk characteristics and the life time expected credit losses are estimated using a provision matrix based on actual credit loss experience over past years, which is adjusted to reflect current conditions and the Local Council's view of economic conditions over the expected lives of the receivables.

Such adjustments are based on factors that are specific to the debtors and economic and industry indicators such as Gross Domestic Product, unemployment rates and/or industry projections, where applicable, unless the effect is considered to be immaterial.

The Local Council's trade receivables are of a short-term nature as they are based on credit terms of less than one year and, thus, do not include a significant financing component.

For the purpose of the provision matrix, loss rates are calculated using a 'roll rate' method based on the probability a receivable progressing through successive stages of delinquency over a selected period, taking into consideration the applicable credit terms for such debtors and the past due status. Unless the effect is immaterial, for receivables after 360 days, the loss rate was adjusted to take into consideration the proportion of actual recoveries over the selected period.

As at 31 December 2025, trade receivables of € 11,894 (2024 : € 11,066) were past due but not impaired. The ageing of these past due trade receivables was over 1 month. These mainly related to a number of government entities for whom there is no recent history of default and exposure is very limited. Whilst a number of customers account for a certain percentage of the Local Council's past due trade debts, management has not identified any major concerns with respect to concentration of credit risk. Categorisation of trade receivables as past due is determined by the Local Council on the basis of the nature of the credit terms in place and credit arrangements actually utilised in managing exposures with customers. Exposure is immaterial.

Cash and cash equivalents

The Local Council banks only with local financial institutions with high quality standing or rating. At 31 December 2025, cash and cash equivalents are held with reputable counterparties and are callable on demand.

Liquidity risk

The Local Council is exposed to liquidity risk in relation to meeting future obligations associated with its financial liabilities, which comprise payables and borrowings. Prudent liquidity risk management includes maintaining sufficient cash to ensure the availability of an adequate amount of funding to meet the Local Council's obligations.

Management monitors liquidity risk by reviewing expected cash flows and ensures that no additional financing facilities are expected to be required over the coming year. The Local Council manages its liquidity needs through yearly budgets and business plans by carefully monitoring expected cash inflows and outflows on a daily basis. At the end of the reporting period, the Local Council's net current asset position amounted to € 2,529,503 (2024: € 2,171,686) view of the matching of cash inflows and outflows arising from expected maturities of financial instruments. In this respect management does not consider liquidity risk to the Local Council as significant taking into account the liquidity management process referred to above.

The following table analyses the Local Council's financial liabilities into relevant maturity groupings based on the remaining period at 31 December 2025 to the contractual maturity date. The amounts disclosed below are the contractual undiscounted cash flows. Balances due within 12 months equal their carrying balances, as the impact of discounting is not significant.

| 31 December 2025 | Current | Non-Current | | | Total |
|------------------|--------------------------|----------------------------------|----------------------------------|---------------------------------------|----------------|
| | Payable within 1 year | Payable within 1 & 2 years | Payable within 2 & 5 years | Payable after more than 5 years | |
| | € | € | € | € | € |
| Payables | 65,532 | - | - | - | 65,532 |
| Other payables | 6,215 | - | - | - | 6,215 |
| Accruals | 85,211 | - | - | - | 85,211 |
| | <u>156,958</u> | <u>-</u> | <u>-</u> | <u>-</u> | <u>156,958</u> |

| 31 December 2024 | Current | Non - Current | | | Total |
|------------------------|--------------------------|----------------------------------|----------------------------------|---------------------------------------|----------------|
| | Payable within 1 year | Payable within 1 & 2 years | Payable within 2 & 5 years | Payable after more than 5 years | |
| | € | € | € | € | € |
| Payables | 219,714 | - | - | - | 219,714 |
| Other payables | 6,124 | - | - | - | 6,942 |
| Accruals | 85,804 | - | - | - | 85,804 |
| Third party borrowings | 24,597 | - | - | - | 24,597 |
| | <u>336,239</u> | <u>-</u> | <u>-</u> | <u>-</u> | <u>337,057</u> |

With respect to the maturity of the Local Council's financial liabilities as at 31 December 2025, it discloses that the trade and other payables are entirely repayable within one year from the end of the respective reporting period.

20. Fair value estimation

The nominal value less estimated credit adjustments of receivables and payables are assumed to approximate their fair value, otherwise, these have been adjusted to approximate their fair value.

21. Events after the end of the reporting period

No adjusting or significant non-adjusting events have occurred between the end of the reporting period and the date of authorisation by the Local Council.